



**ZeroDha
Fund House**

FACTSHEET

December 2023

Reach us at
support@zerodhafundhouse.com
in case you need any assistance



www.zerodhafundhouse.com

TABLE OF CONTENTS

Funds at a Glance	02
Fund Details	03-06
1. <u>Zerodha Nifty LargeMidcap 250 Index Fund</u>	03
2. <u>Zerodha ELSS Tax Saver Nifty LargeMidcap 250 Index Fund</u>	05
About Nifty LargeMidcap 250 Index	07
How to Invest	08
Industry Breakdown	09
How to Read Factsheet	10
Connect with Us	11

FUNDS AT A GLANCE

All data as on 29 December 2023

Name	Tags	Benchmark	Expense Ratio	AUM
 Zerodha Nifty LargeMidcap 250 Index Fund	Open-Ended, Direct, Growth	Nifty LargeMidcap 250 Index TRI	0.28%	₹173.68 Cr
 Zerodha ELSS Tax Saver Nifty LargeMidcap 250 Index Fund	Open-Ended, Direct, Growth, Tax Saver	Nifty LargeMidcap 250 Index TRI	0.26%	₹32.15 Cr



Zerodha Nifty LargeMidcap 250 Index Fund

An open-ended scheme tracking Nifty LargeMidcap 250 Index

all data as on 29 December 2023

Scheme Details

Launched: 8th Nov 2023

Min. Investment: ₹100

Expense Ratio: **0.28%** (Inclusive of GST)

Exit Load: 0%

Benchmark: **Nifty LargeMidcap 250 Index-TRI**

NAV: ₹11.2570

Fund Size

Month end AUM: ₹173.68 Cr

Monthly average AUM: ₹152.41 Cr

Quarterly average AUM: ₹130.52 Cr

Investment Objective

The investment objective of the scheme is to invest in stocks comprising the Nifty LargeMidcap 250 Index in the same proportion as in the index to achieve returns equivalent to the Total Return Index of Nifty LargeMidcap 250 Index (subject to tracking error).

Fund Manager



Mr. Kedarnath Mirajkar 

Total experience: **17 years**

Managing this fund since: **Nov 2023**

Also manages:

Zerodha ELSS Tax Saver Nifty LargeMidcap
250 Index Fund

Qualitative Data

Standard Deviation: (will be available after 6 months)

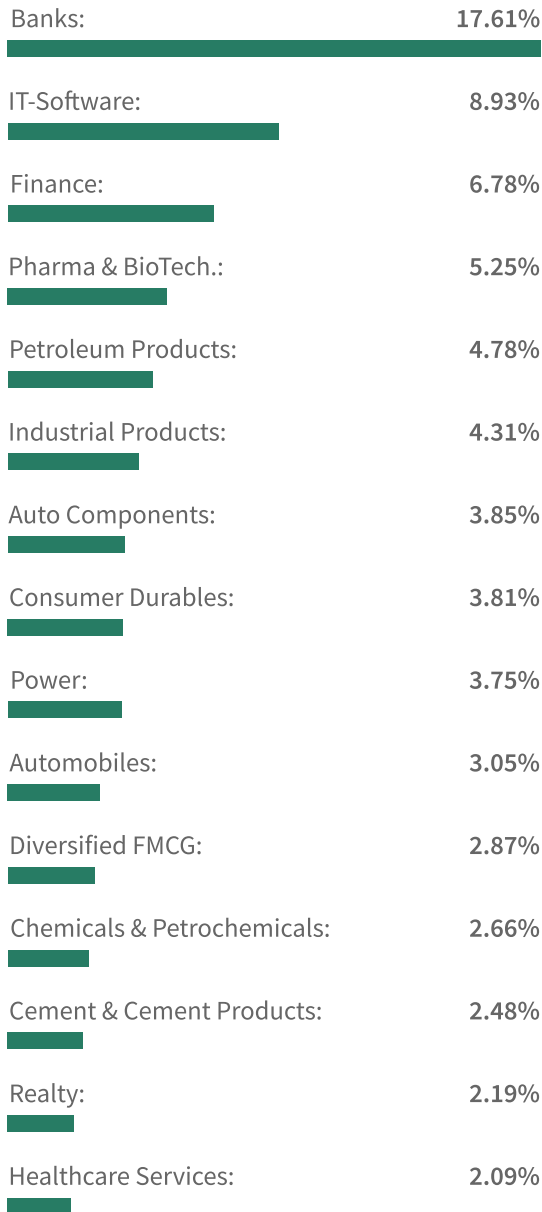
Beta: (will be available after 6 months)

Sharpe Ratio: (will be available after 6 months)

Portfolio Turnover Ratio: **0.01**

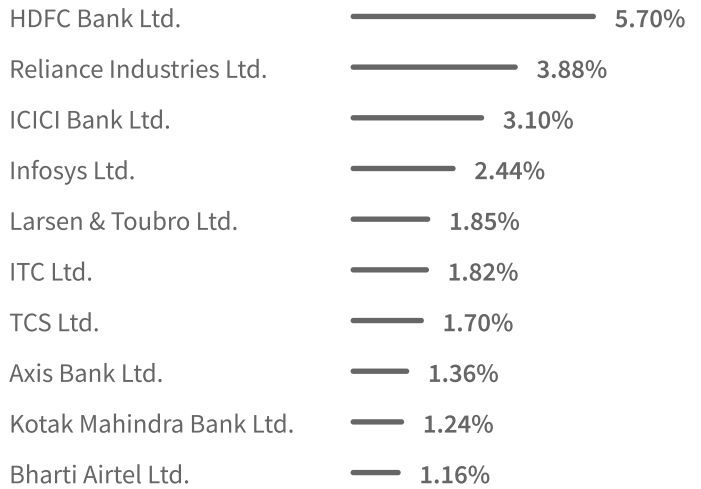
Tracking Error: **0.11%**

Top Industry Breakdown

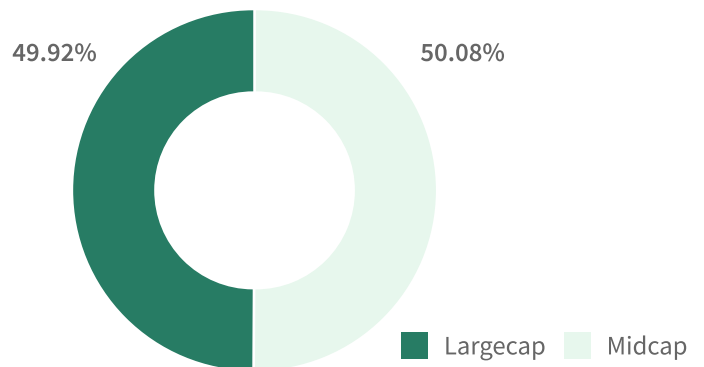


NOTE: for complete breakdown refer [page 9](#)

Top 10 Holdings



Market Cap Distribution



[Click here](#) to download holding data

This product is suitable for people who are seeking:*

- Long term capital growth
- Investment in equity and equity related securities covered by Nifty LargeMidcap 250 Index

Investors should understand that their principal will be at **Very High Risk**.

*Investors should consult their financial advisors if in doubt about whether the product is suitable for them

Riskometer of the Scheme



Risk: Very High

Riskometer of the Benchmark: Nifty LargeMidcap 250 Index-TRI



Risk: Very High



Zerodha ELSS Tax Saver Nifty LargeMidcap 250 Index Fund

An open-ended passive equity linked savings scheme with a statutory lock-in period of 3 years and tax benefit replicating/tracking Nifty LargeMidcap 250 Index

all data as on 29 December 2023

Scheme Details

Launched: 8th Nov 2023

Min. Investment: ₹500

Expense Ratio: **0.26%** (Inclusive of GST)

Exit Load: 0%

Benchmark: **Nifty LargeMidcap 250 Index-TRI**

NAV: ₹11.2579

Lock-in period: 3 Years

Fund Size

Month end AUM: ₹32.15 Cr

Monthly average AUM: ₹27.31 Cr

Quarterly average AUM: ₹23.61 Cr

Investment Objective

The investment objective of the scheme is to invest in stocks comprising the Nifty LargeMidcap 250 Index in the same proportion as in the index to achieve returns equivalent to the Total Return Index of Nifty LargeMidcap 250 Index (subject to tracking error), while offering deduction on such investment made in the scheme under Section 80C of the Income-tax Act, 1961.

Fund Manager



Mr. Kedarnath Mirajkar 

Total experience: 17 years

Managing this fund since: Nov 2023

Also manages:

Zerodha Nifty LargeMidcap 250 Index
Fund

Qualitative Data

Standard Deviation: (will be available after 6 months)

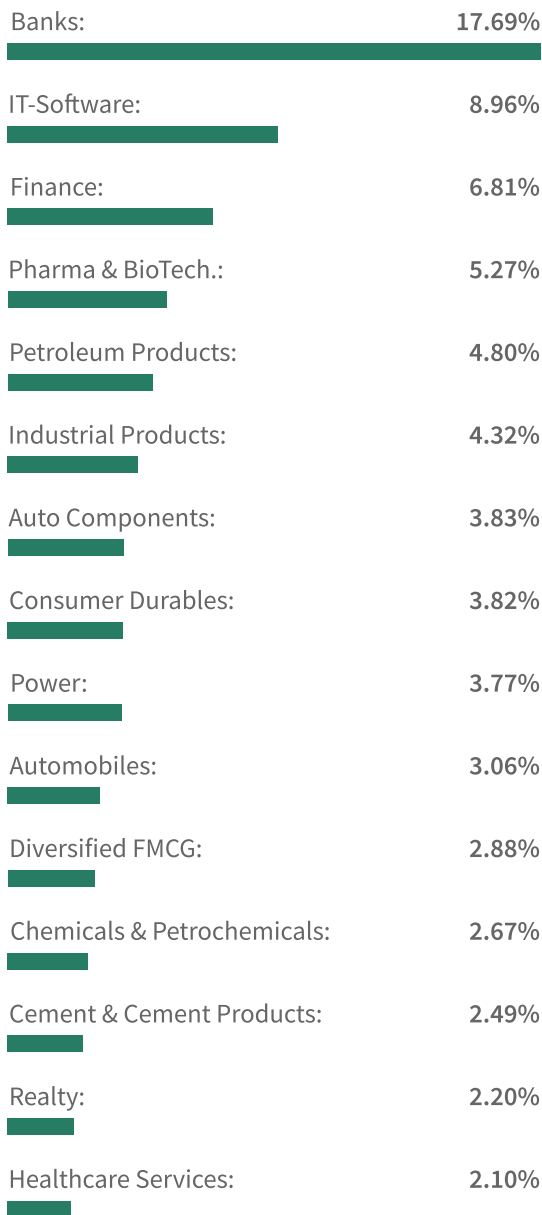
Beta: (will be available after 6 months)

Sharpe Ratio: (will be available after 6 months)

Portfolio Turnover Ratio: **0.01**

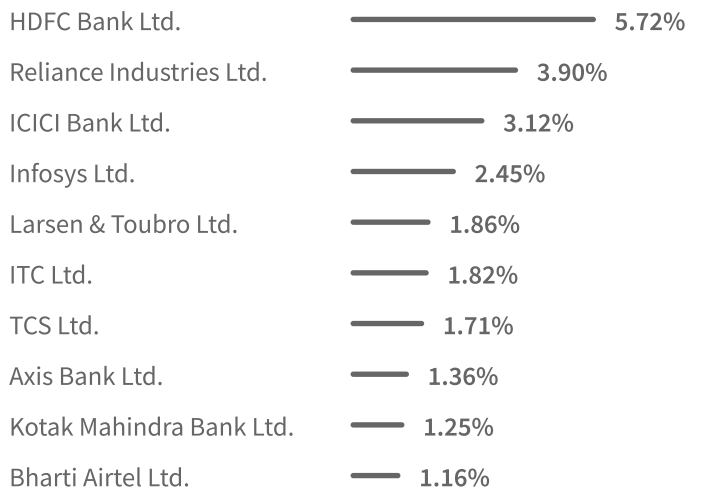
Tracking Error: **0.08%**

Top Industry Breakdown

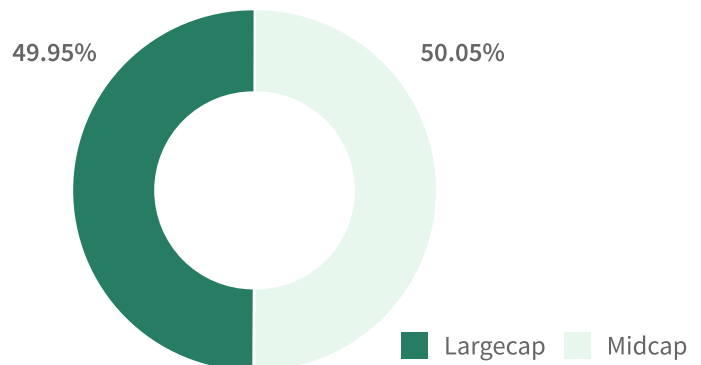


NOTE: for complete breakdown refer [page 9](#)

Top 10 Holdings



Market Cap Distribution



[Click here](#) to download holding data

This product is suitable for people who are seeking:*

- Long term capital growth
- Investment in equity and equity related securities covered by Nifty LargeMidcap 250 Index

Riskometer of the Scheme



Risk: Very High

Riskometer of the Benchmark: Nifty LargeMidcap 250 Index-TRI



Risk: Very High

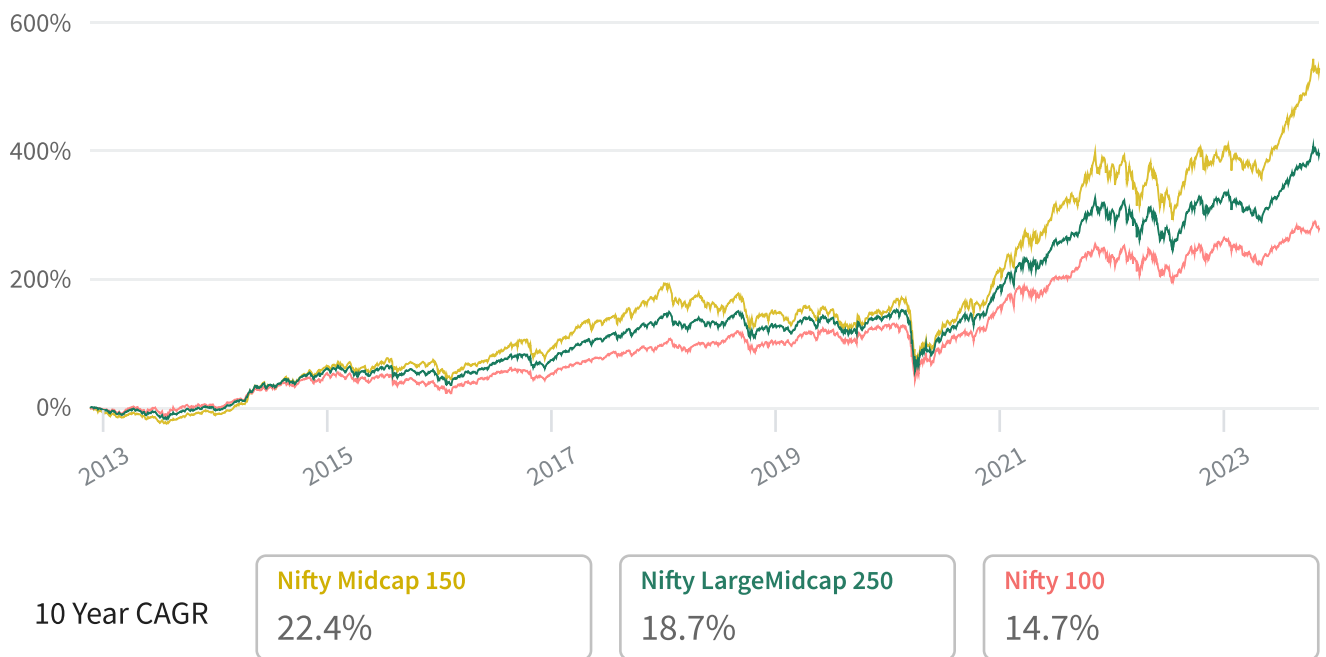
Investors should understand that their principal will be at **Very High Risk**.

*Investors should consult their financial advisors if in doubt about whether the product is suitable for them

BENCHMARK PERFORMANCE

Nifty LargeMidcap 250 Index

Absolute returns since 2013



Rolling return analysis for different time frames

Investment Horizon	Median CAGR	Min CAGR	Max CAGR
10 years	13.7%	6.4%	20.7%
7 years	13.8%	4.6%	23.6%
5 years	13.6%	-1.5%	24.8%
3 years	14.1%	-12.0%	37.6%

Analysis period : Since April 01, 2005 till September 29, 2023


NOTE: Past performance is not an indicator of future returns. These figures pertain to performance of the Index and do not in any manner indicate the returns/ performance of the scheme. Graphs are for illustrative purpose only.

Source: <https://www.nseindia.com/products-services/indices-niftylargemidcap250-index>. Data as on September 29, 2023

HOW TO INVEST

Available on all major platforms

Our funds are available to invest through all major digital platforms. Click on your preferred platform to start investing:



Coin



Groww



Kuvera



Paytm Money



IND Money



CAMS



MFU



MFC

Frequently Asked Questions

1. What are the charges associated with investing?

Zerodha Fund House funds will only have Direct Plans so there are no transaction charges associated with investment in Zerodha Fund House funds from any platform.

Expense Ratio: For managing the fund, AMC will charge an expense ratio which will vary for each fund. These expenses include but are not limited to fees charged by the AMC, Registrar and Transfer Agent's fee, Custodian fee, etc. Investor's return on investments shall be post deducting the applicable expenses.

Stamp Duty: As per the government regulations in the Finance Act, 2019 - Stamp Duty will be levied @0.005% on the value of units purchased. The stamp duty will be deducted from the net investment amount.

For instance: If the transaction amount is ₹1,00,000 /-, the stamp duty of ₹5 will be deducted. If the applicable Net Asset Value (NAV) is ₹10 per unit, then units allotted will be calculated as follows: $(\text{Transaction Amount} - \text{Stamp Duty}) / \text{Applicable NAV} = 9,999.50$ units)

2. Is there any lock-in period to invest in these funds?

Zerodha Fund House funds will not have any Lock-in period except the Zerodha ELSS Tax Saver Nifty LargeMidcap 250 Index Fund, where to provide the tax benefits under Section 80C of the Income-tax Act, 1961, the three-year lock-in period is mandatory.

INDUSTRY BREAKDOWN

Zerodha Nifty LargeMidcap 250 Index Fund		Zerodha ELSS Tax Saver Nifty LargeMidcap 250 Index Fund	
Industry as per AMFI	sum of % to investment	Industry as per AMFI	sum of % to investment
Banks	17.61	Banks	17.69
IT - Software	8.93	IT - Software	8.96
Finance	6.78	Finance	6.81
Pharmaceuticals & Biotechnology	5.25	Pharmaceuticals & Biotechnology	5.27
Petroleum Products	4.78	Petroleum Products	4.80
Industrial Products	4.31	Industrial Products	4.32
Auto Components	3.85	Auto Components	3.83
Consumer Durables	3.81	Consumer Durables	3.82
Power	3.75	Power	3.77
Automobiles	3.05	Automobiles	3.06
Diversified FMCG	2.87	Diversified FMCG	2.88
Chemicals & Petrochemicals	2.66	Chemicals & Petrochemicals	2.67
Cement & Cement Products	2.48	Cement & Cement Products	2.49
Realty	2.19	Realty	2.20
Healthcare Services	2.09	Healthcare Services	2.10
Telecom - Services	2.05	Telecom - Services	2.06
Construction	2.05	Construction	2.06
Retailing	1.80	Retailing	1.80
Insurance	1.78	Insurance	1.79
Ferrous Metals	1.73	Ferrous Metals	1.74
Electrical Equipment	1.55	Electrical Equipment	1.55
Leisure Services	1.44	Leisure Services	1.44
Gas	1.08	Gas	1.08
Transport Services	1.01	Transport Services	1.01
Fertilizers & Agrochemicals	0.88	Fertilizers & Agrochemicals	0.88
Personal Products	0.77	Personal Products	0.77
Financial Technology (Fintech)	0.74	Financial Technology (Fintech)	0.74
Capital Markets	0.74	Capital Markets	0.74
Agricultural Food & other Products	0.73	Agricultural Food & other Products	0.73
Transport Infrastructure	0.72	Transport Infrastructure	0.72
Agricultural, Com. & Const. Vehicles	0.70	Agricultural, Com. & Const. Vehicles	0.70
Food Products	0.70	Food Products	0.70
Textiles & Apparels	0.69	Textiles & Apparels	0.69
Aerospace & Defense	0.68	Aerospace & Defense	0.68
Beverages	0.66	Beverages	0.67
Oil	0.61	Oil	0.62
Entertainment	0.61	Entertainment	0.61
Non - Ferrous Metals	0.56	Non - Ferrous Metals	0.56
Minerals & Mining	0.47	Minerals & Mining	0.47
Consumable Fuels	0.38	Consumable Fuels	0.38
Metals & Minerals Trading	0.33	Metals & Minerals Trading	0.33
Diversified	0.30	Diversified	0.29
Industrial Manufacturing	0.29	Industrial Manufacturing	0.28
IT - Services	0.28	IT - Services	0.28
Diversified Metals	0.15	Diversified Metals	0.15
Grand Total	100.85	Grand Total	101.22

HOW TO READ FACTSHEET

Fund Manager

A Fund Manager is an employee of the asset management company who is responsible for managing investments of the scheme.

SIP

SIP or systematic investment plan works on the principle of making periodic investments of a fixed sum. It works similar to a recurring bank deposit. For instance, an investor may opt for an SIP that invests Rs 500 every 15th of the month in an equity fund for a period of three years.

NAV

The NAV or the net asset value is the total asset value per unit of the mutual fund after deducting all related and permissible expenses. The NAV is calculated at the end of every business day. It is the value at which the investor enters or exits the mutual fund.

Benchmark

A group of securities, usually a market index, whose performance is used as a standard or benchmark to measure investment performance of mutual funds, among other investments. Some typical benchmarks include the NIFTY, SENSEX, BSE200, BSE500.

Exit Load

Exit load is charged at the time an investor redeems the units of a mutual fund. The exit load is reduced from the prevailing NAV at the time of redemption. The investor will receive redemption proceed at net value of NAV less Exit Load. For instance if the NAV is Rs. 100 and the exit load is 1%, the investor will receive Rs. 99.

Portfolio Turnover Ratio

Portfolio Turnover Ratio is the percentage of a fund's holdings that have changed in a given year. This ratio measures the fund's trading activity, which is computed by taking the lesser of purchases or sales and dividing by average monthly net assets.

AUM

AUM or assets under management refers to the recent / updated cumulative market value of investments managed by a mutual fund or any investment firm.

Holdings

The holdings or the portfolio is a mutual fund's latest or updated reported statement of investments/securities. These are usually displayed in terms of percentage to net assets or the rupee value or both. The objective is to give investors an idea of where their money is being invested by the fund manager.

Expense Ratio

Total expenses charged to scheme for the month expressed as a percentage to average monthly net assets.

Tracking Error

Tracking error indicates how closely the portfolio return is tracking the benchmark Index return. A lower tracking error indicates portfolio closely tracking benchmark index and higher tracking error indicates portfolio returns with higher deviation from benchmark index returns.

Standard deviation


Standard deviation is a statistical measure of the range of an investment's performance. When a mutual fund has a high standard deviation, it means its range of performance is wide, implying greater volatility.

Sharpe Ratio

The Sharpe Ratio, named after its founder, the Nobel Laureate William Sharpe, is a measure of risk-adjusted returns. It is calculated using standard deviation and excess return to determine reward per unit of risk.

CONNECT WITH US

Follow on social media



Zerodha Asset Management Private Limited

Registered Office: Indiquebe Penta, New No. 51 (Old No. 14), Richmond Road, Bangalore - 560025

CIN: U67190KA2021PTC155726

Zerodha Trustee Private Limited,
CIN: U67100KA2021PTC155537
SEBI Registration No.: MF/080/23/06

Reach us at support@zerodhafundhouse.com in case you need any assistance

Disclaimer: The past performance of the scheme or benchmark used anywhere on this document may or may not sustain itself in the future and should not be construed as an indicator of future returns.

All the logo images used in this document are Trademarks™ and Registered Trademarks® of the respective holders. Use of them does not imply any affiliation with or endorsement by them.

For complete details on the investment objective, investment strategy, asset allocation, scheme specific risk factors and more details read the Scheme Information Document (SID) and Key Information Memorandum (KIM) of the respective scheme available on our website www.zerodhafundhouse.com

Disclaimer of indices : The Product(s) are not sponsored, endorsed, sold or promoted by NSE INDICES LIMITED (India Index Services & Products Limited ("IISL")). NSE INDICES LIMITED does not make any representation or warranty, express or implied, to the owners of the Product(s) particularly or the ability of the Nifty LargeMidcap 250 Index to track general stock market performance in India. The relationship of NSE INDICES LIMITED to the Issuer is only in respect of the licensing of the Indices certain trademarks and trade names associated with such Indices which is determined, composed and calculated by NSE INDICES LIMITED without regard to the Issuer or the Product(s). NSE INDICES LIMITED does not have any obligation to take the needs of the Issuer or the owners of the Product(s) into consideration in determining, composing or calculating the Nifty LargeMidcap 250 Index. NSE INDICES LIMITED is not responsible for or has participated in the determination of the timing of, prices at, or quantities of the Product(s) to be issued or in the determination or calculation of the equation by which the Product(s) is to be converted into cash. NSE INDICES LIMITED has no obligation or liability in connection with the administration, marketing or trading of the Product(s).